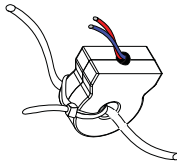


The AS1-CC Series are self-powered sensors which provides a solid state contact closure (or opening) indication of current flow through a conductor. It is intended for use in control panel applications to give an input to a controller.



Specifications



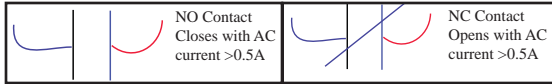
Model	AS1 - NOU - CC normally open AS1 - NCU - CC normally closed
Monitored Circuit	0.5A - 100A, 600VAC line-to-line max, 50-400 Hertz
Description	Current Switch 0.5A trip, solid state contact
Aperture ID	0.32" ID
Case	UL94V-0 Flammability Rated
Environmental	-4 to 122°F (20to 50°C), 0-95% RH, Pollution Degree 2 Altitude to 2000 meter
Listings	UL/cUL, CE

Installation

The AS1-CC Current Switch is mounted by sliding the unit directly onto the current-carrying conductor. It may be secured with a tie wrap or with multiple turns of the conductor. The 24 inch long leads can be used to switch an AC or DC load up to 120 volts and up to 150mA.

The output is not polarity sensitive.

Install with monitored circuit de-energized, with the output leads not connected to the load.



For products intended for the EU market, the following is applicable to the CE compliance of the product:

The AS1-CC series comply with EN 61010-1 CAT III 300V max line-to-neutral measurement category. If insulated cable is used for the primary circuit, the voltage rating can be improved according to the insulation characteristics given by the cable manufacturer.



Warning! Risk of electrical shock or personal injury

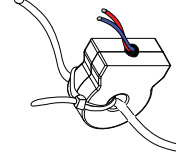
Must consult documentation where this symbol is marked. If equipment is used in a manner not specified by NK Technologies, the protection by equipment may be impaired.



Warning! Hazardous voltage

When operating the current switch certain parts of the module may carry hazardous voltage (e.g. primary conductor, controlled load). The switch should not be put into operation if the installation is not complete.

The AS1-CC Series are self-powered sensors which provides a solid state contact closure (or opening) indication of current flow through a conductor. It is intended for use in control panel applications to give an input to a controller.



Specifications



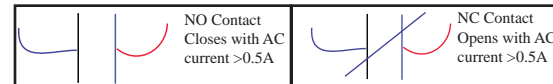
Model	AS1 - NOU - CC normally open AS1 - NCU - CC normally closed
Monitored Circuit	0.5A - 100A, 600VAC line-to-line max, 50-400 Hertz
Description	Current Switch 0.5A trip, solid state contact
Aperture ID	0.32" ID
Case	UL94V-0 Flammability Rated
Environmental	-4 to 122°F (20to 50°C), 0-95% RH, Pollution Degree 2 Altitude to 2000 meter
Listings	UL/cUL, CE

Installation

The AS1-CC Current Switch is mounted by sliding the unit directly onto the current-carrying conductor. It may be secured with a tie wrap or with multiple turns of the conductor. The 24 inch long leads can be used to switch an AC or DC load up to 120 volts and up to 150mA.

The output is not polarity sensitive.

Install with monitored circuit de-energized, with the output leads not connected to the load.



For products intended for the EU market, the following is applicable to the CE compliance of the product:

The AS1-CC series comply with EN 61010-1 CAT III 300V max line-to-neutral measurement category. If insulated cable is used for the primary circuit, the voltage rating can be improved according to the insulation characteristics given by the cable manufacturer.



Warning! Risk of electrical shock or personal injury

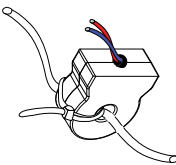
Must consult documentation where this symbol is marked. If equipment is used in a manner not specified by NK Technologies, the protection by equipment may be impaired.



Warning! Hazardous voltage

When operating the current switch certain parts of the module may carry hazardous voltage (e.g. primary conductor, controlled load). The switch should not be put into operation if the installation is not complete.

The AS1-CC Series are self-powered sensors which provides a solid state contact closure (or opening) indication of current flow through a conductor. It is intended for use in control panel applications to give an input to a controller.



Specifications

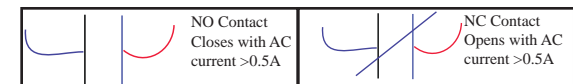


Model	AS1 - NOU - CC normally open AS1 - NCU - CC normally closed
Monitored Circuit	0.5A - 100A, 600VAC line-to-line max, 50-400 Hertz
Description	Current Switch 0.5A trip, solid state contact
Aperture ID	0.32" ID
Case	UL94V-0 Flammability Rated
Environmental	-4 to 122°F (20to 50°C), 0-95% RH, Pollution Degree 2 Altitude to 2000 meter
Listings	UL/cUL, CE

Installation

The AS1-CC Current Switch is mounted by sliding the unit directly onto the current-carrying conductor. It may be secured with a tie wrap or with multiple turns of the conductor. The 24 inch long leads can be used to switch an AC or DC load up to 120 volts and up to 150mA. The output is not polarity sensitive.

Install with monitored circuit de-energized, with the output leads not connected to the load.



For products intended for the EU market, the following is applicable to the CE compliance of the product:

The AS1-CC series comply with EN 61010-1 CAT III 300V max line-to-neutral measurement category. If insulated cable is used for the primary circuit, the voltage rating can be improved according to the insulation characteristics given by the cable manufacturer.



Warning! Risk of electrical shock or personal injury

Must consult documentation where this symbol is marked. If equipment is used in a manner not specified by NK Technologies, the protection by equipment may be impaired.



Warning! Hazardous voltage

When operating the current switch certain parts of the module may carry hazardous voltage (e.g. primary conductor, controlled load). The switch should not be put into operation if the installation is not complete.