

## MY600 Digital Insulation Tester

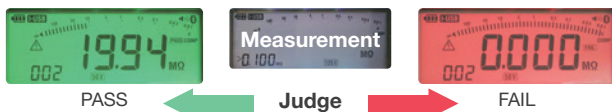
# Improve your inspection and regular maintenance efficiency with MY600!

MY600 Digital Insulation Tester has enhanced operation compared to the conventional model by using a shortened measurement time and color indicating judging function. This is a new concept in insulation testers with a communication function to enhance the affinity with a PC or tablet.

## Major Features

### Two colors for judging measurement results

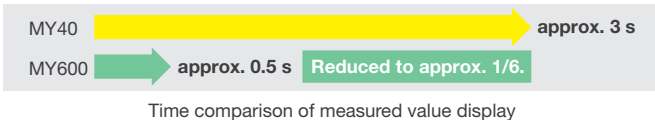
Set a desired reference value with the comparator function, and it will judge PASS (Green) or FAIL (Red) of a measurement result.



### Approximately 0.5 s high-speed measurement\*

Measurement time of insulation resistance is approx. 0.5 s, which contributes to reducing the operation time.

\*Under the conditions specified by Yokogawa, it may take time to measure due to the influence of capacitive component of a measuring target.



### USB communication and memory function

PC communication is possible with the dedicated USB communication adaptor (91030). Users can save as many as 1000 measurements to the internal memory from which data required for report generation, such as measurement data/time, measured value and range can be transmitted to a PC via communication.



Image figure

### Precision Making

### Insulation deterioration diagnosis (PI and DAR measurement\*)

The increase and decrease of resistance value can be measured by continuously measuring the insulation resistance for a prescribed time. The insulation deterioration of the unit under test can be diagnosed by this increase/decrease. This parameter is useful for preventive maintenance of **industrial automation equipment** such as Magnetic Flow Meters or electrical equipment.

\*PI: Polarization Index (Resistance after 1 minute/Resistance after 10 minutes)  
DAR: Dielectric Absorption Rate (Resistance after 15 seconds/Resistance after 1 minute)

### Auto lighting backlight and LED light

MY600 has a backlight that automatically lights up in a dark place, as well as an LED light to illuminate objects.



### Line probe with switch is provided as a standard accessory

Users can turn measurement on/off with the hand switch on the line probe, allowing them work more efficiently.



## Main Specifications Accuracy (tolerance): Within 1 year of shipment

Rated measuring voltage	50 V	100 V*	125 V*	250 V	500 V	1000 V
Maximum effective reading	100 MΩ	200 MΩ	250 MΩ	500 MΩ	2000 MΩ	4000 MΩ
First effective measurement range	0.100 to 10.00 MΩ	0.100 to 20.00 MΩ	0.100 to 25.00 MΩ	0.100 to 50.0 MΩ	0.100 to 500 MΩ	0.100 to 1000 MΩ
Accuracy	±2% reading ±2 digit					
Second effective measurement range	10.01 to 100.0 MΩ	20.01 to 200.0 MΩ	25.01 to 250.0 MΩ	50.1 to 500 MΩ	501 to 2000 MΩ	1001 to 4000 MΩ
Accuracy	±5% reading					
Other ranges accuracy	0.050 to 0.099 MΩ: ±2% reading ±4 digit 0.000 to 0.049 MΩ: ±2% reading ±6 digit					

\*Switching method

## Major functions Accuracy (tolerance): Within 1 year of shipment

Voltage Measurement	AC	2.0 to 600 Vrms (45 to 65 Hz)
	DC	±(2.0 to 600) V
	Accuracy	±1% reading ±4 digit AC/DC auto detection (2 V or more)
Low resistance Measurement	Range	40.00/400.0/4000 Ω (Auto range)
	Accuracy	±2.5% reading ±8 digit (0.20 to 4000 Ω) ±8 digit (0.00 to 0.19 Ω)
Display	Bar graph, 4000 digital count display	
Functions	Automatic discharge, Live-line alarm, <b>Pass/Fail judgement by comparator</b> , Buzzer warning, <b>USB communication</b> , Battery check, Measured values storage, Elapsed time display, <b>PI/DAR display</b> , Serial No. display, Data hold, <b>Auto LED light</b>	
Measurement categories	CAT III 600 V	
Protection grade	IP40	
Standard	JIS C 1302: 2018 compliant (Planned) EN61557-1, 2, 4, 10 EN61326-1 ClassB, EN61326-2-2 EN61010-1, EN61010-031, EN61010-2-30, IEC61010-2-034	

## General Specifications

Test condition	23±5°C, 80% RH or less (no condensation)
Operating temperature/humidity range	-10 to +50°C, 80% RH or less (no condensation)
Storage temperature/humidity range	-20 to +60°C, 75% RH or less (no condensation)
Auto-power off	The tester is automatically turned off when no key operations are performed for 10 minutes.
Battery Life	Approx. 1300 tries (500 V/0.5 MΩ)
Power source	Four size AA batteries
Dimensions	Approx. 156 (W) × 46 (H) × 97 (D) mm
Weight	Approx. 490 g (with battery)
Standard accessories (attached)	Instruction manual, Four size AA batteries, 93045: Soft case, 98008: Line probe, 98009: Earth probe set, 99018: Shoulder strap
Accessories (sold separately)	91030: USB Communication Adaptor, 99012: Probe tip (hook type), 99013: Probe tip (extended type)

This is a Class B instrument based on Emission standards EN61326-1 and EN55011, and is designed for an industrial environment.  
Operation of this equipment in a residential area may cause radio interference, in which case users will be responsible for any interference which they cause.

# YOKOGAWA

### YOKOGAWA TEST & MEASUREMENT CORPORATION

Global Sales Dept. /Phone: +81-422-52-6237 E-mail: tm@cs.jp.yokogawa.com  
Facsimile: +81-422-52-6462

### YOKOGAWA CORPORATION OF AMERICA

### YOKOGAWA EUROPE B.V.

### YOKOGAWA SHANGHAI TRADING CO., LTD.

### YOKOGAWA ELECTRIC KOREA CO., LTD.

### YOKOGAWA ENGINEERING ASIA PTE. LTD.

### YOKOGAWA INDIA LTD.

### YOKOGAWA ELECTRIC CIS LTD.

### YOKOGAWA AMERICA DO SUL LTDA.

### YOKOGAWA MIDDLE EAST & AFRICA B.S.C(c)

Phone: +31-88-4641000  
Phone: +86-21-6239-6363  
Phone: +82-2-2628-3810  
Phone: +65-6241-9933  
Phone: +91-80-4158-6396  
Phone: +7-495-737-78-68  
Phone: +55-11-5681-2400  
Phone: +973-17-358100

E-mail: tmi@us.yokogawa.com  
E-mail: tmi@nl.yokogawa.com  
E-mail: tech@ysh.com.cn  
E-mail: TMI@kr.yokogawa.com  
E-mail: TMI@sg.yokogawa.com  
E-mail: tmi@in.yokogawa.com  
E-mail: info@ru.yokogawa.com  
E-mail: help.ymatmi@bh.yokogawa.com

Facsimile: +86-21-6880-4987  
Facsimile: +82-2-2628-3899  
Facsimile: +65-6241-9919  
Facsimile: +91-80-2852-1442  
Facsimile: +7-495-737-78-69

Facsimile: +973-17-336100












## 91030 USB Communication Adaptor Specification


Communication cable	Infrared communication adaptor and Communications cable (USB) 1 set
Cable length	1.9 m
Interface	USB ver. 1.1
Supported model	MY600
Included accessories (attached)	CD Packing contents: Communication driver, User's manual, Install manual

## Model code and suffix

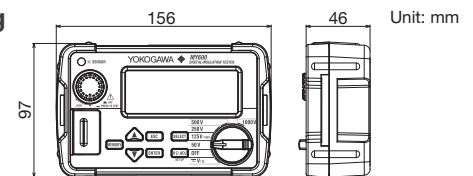
Model code	Notes
MY600	Digital Insulation Tester

## Accessories

Model code	Model name	Notes		Attached
91030	USB communication adaptor	USB communication dedicated cable between PC and the main unit		No
93045	Soft case	Main baby and accessory-housing		Yes
98008	 Line probe with remote switch	Length: 1.4 m, MY600 only		Yes
98009	 Earth probe set	Length: 2.0 m, Earth probe and alligator clip adapters		Yes
99012	 Probe tip (hook type)	Size: 61.9 × 26 mm		No
99013	 Probe tip (extended type)	Length: 115.4 mm		No
99018	Shoulder strap	For hanging the main body during measurement		Yes

 Due to the nature of this product, it is possible to touch its metal parts. Therefore, there is a risk of electric shock, so the product must be used with caution.

## Outline drawing



## NOTICE

- Before operating the product, read the user's manual thoroughly for proper and safe operation.

<http://tmi.yokogawa.com/>

YMI-KS-MI-SE05

Subject to Change without notice.

Copyright © 2018, Yokogawa Test & Measurement Corporation

[Ed: 01/b]

Printed in Japan, 807(KP)