

H804X & H805X SERIES

Integral Monitoring Solution Eliminates the Need for Separate Enclosures



The Enercept H804x and H805x Series kW (real power)/kWh (consumption) transducers combine processing electronics & industrial grade CTs in an easy-to-install split-core package. These devices continuously measure voltage and current values for the monitored conductors and update calculations to provide highly accurate true RMS power readings. Models designed for balanced loads include one CT only, while models for unbalanced loads have three CTs for improved accuracy.

The unique design of the H804x/H805x Series transducers reduces the number of installed components, making them ideal for monitoring electrical power in commercial and industrial facilities. The H804x provides industry-standard 4 to 20 mA output, and the H805x provides a pulse output.

Installation is simple. The H804x/H805x eliminates the need to mount and wire a transducer and enclosure. CTs and voltage leads are color-matched, and the meters are designed to detect and automatically compensate for phase reversal. No more worries about CT load orientation.

SPECIFICATIONS

INPUTS

Voltage Input	208/240 or 480 Vac, 50/60 Hz RMS ^{1,2,3}
Current Input	Up to 2400 A continuous per phase ^{2,3}

ACCURACY

System Accuracy	±1% of reading from 10% to 100% of the rated current of the CTs, accomplished by matching the CTs with electronics and calibrating them as a system
-----------------	---

OUTPUTS (H804X)

Output	4 to 20 mA
Supply Power (current loop)	9 to 30 Vdc, 30 mA max.

OUTPUTS (H805X)

Pulsed Output	Field selectable; 1, 0.5, 0.25, 0.1 kWh/pulse ⁴
Pulsed Output Type	Normally Open, Opto-FET, 100 mA@24 Vdc

Revenue grade measurements

Meets ANSI C12.20 Class 0.2 standards

Ideal for retrofit

Fast split-core installation virtually eliminates the need to remove conductors

Labor savings

Precision meter electronics and current transformers in a single package...reduces the number of installed components

Trouble-free installation

Smart electronics virtually eliminate the need to be concerned with CT orientation

APPLICATIONS

- Optimize chillers, pumps and cooling towers
- Energy management and performance contracting
- Control processes
- Activity-based costing in commercial and industrial facilities
- Monitor real-time power
- Load shedding

ENVIRONMENTAL

Operating Temp Range	0 to 60 °C (32 to 140 °F), 50 °C (122 °F) for 2400 A
Humidity Range	0 to 95% non-condensing; indoor use only

WARRANTY

Limited Warranty	5 years
------------------	---------

AGENCY APPROVALS

Agency Approvals	UL508
------------------	-------

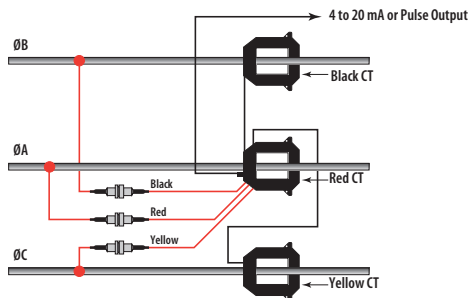


1. Do not install on the line or load side of a VFD unit, or on any other equipment generating harmonics. For line side applications, use the E5x Series meters.
2. Contact factory to interface with voltages above 480 Vac or current above 2400 A.
3. Do not apply 600 V Class current transformers to circuits having a phase-to-phase voltage greater than 600 V, unless adequate additional insulation is applied between the primary conductor and the current transformers. Veris assumes no responsibility for damage of equipment or personal injury caused by products operated on circuits above their published ratings.
4. Count must be multiplied by the number of phases when using single CT models to monitor balanced multiphase systems.



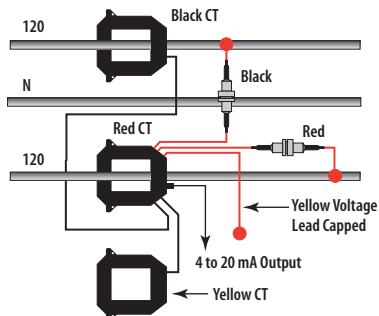
H804X/H805X 208 OR 480 VAC 3Ø, 3/4-WIRE

Wiring Diagram



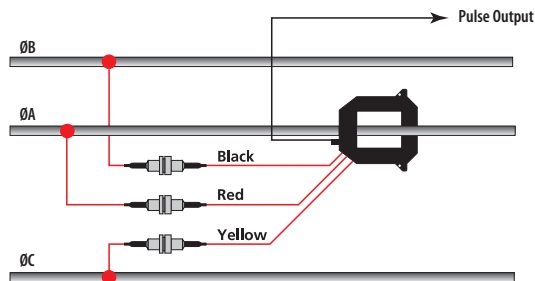
H804X 240 VAC 1Ø, 3-WIRE

Wiring Diagram



H805X 208 OR 480 VAC 3Ø, 3/4-WIRE

Wiring Diagram



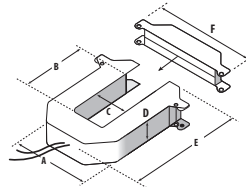
ORDERING INFORMATION

Pulse Output Power Transducers

MODEL	VOLTAGE	MAX. AMPS	OUTPUT	CT SIZE	CT TYPE
H8051-0100-2	208/480	100	Pulse	SMALL	Single CT Model
H8051-0300-2		300		SMALL	
H8051-0400-3		400		MEDIUM	
H8051-0800-3		800		MEDIUM	
H8051-0800-4		800		LARGE	
H8051-1600-4		1600		LARGE	
H8051-2400-4		2400		LARGE	Three CT Model
H8053-0100-2		100		SMALL	
H8053-0300-2		300		SMALL	
H8053-0400-3		400		MEDIUM	
H8053-0800-3		800		MEDIUM	
H8053-0800-4		800		LARGE	
H8053-1600-4	1600	LARGE			
H8053-2400-4	2400	LARGE			

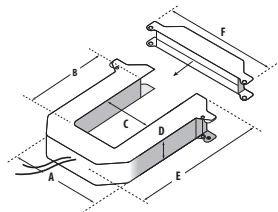
Single CT models for use with balanced 3Ø loads
 Three CT models for use with unbalanced 3Ø loads

DIMENSIONAL DRAWINGS



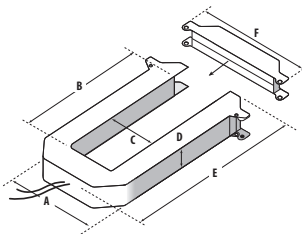
SMALL
100/300 Amp

A =	3.8" (96 mm)
B =	1.2" (30 mm)
C =	1.3" (31 mm)
D =	1.2" (30 mm)
E =	4.0" (100 mm)
F =	4.8" (121 mm)



MEDIUM
400/800 Amp

A =	4.9" (125 mm)
B =	2.9" (73 mm)
C =	2.5" (62 mm)
D =	1.2" (30 mm)
E =	5.2" (132 mm)
F =	6.0" (151 mm)



LARGE
800/1600/2400 Amp

A =	4.9" (125 mm)
B =	5.5" (139 mm)
C =	2.5" (62 mm)
D =	1.2" (30 mm)
E =	7.9" (201 mm)
F =	6.0" (151 mm)

ORDERING INFORMATION

4 to 20 mA Output Power Transducers

MODEL	VOLTAGE	MAX. AMPS	OUTPUT	CT SIZE	CT TYPE
H8041-0100-2	208/240	100	4 to 20 mA	SMALL	Single CT Model
H8041-0300-2		300		SMALL	
H8041-0400-3		400		MEDIUM	
H8041-0800-3		800		MEDIUM	
H8041-0800-4		800		LARGE	
H8041-1600-4		1600		LARGE	
H8041-2400-4	2400	LARGE		Single CT Model	
H8042-0100-2	480	100			SMALL
H8042-0300-2		300			SMALL
H8042-0400-3		400			MEDIUM
H8042-0800-3		800			MEDIUM
H8042-0800-4		800			LARGE
H8042-1600-4		1600	LARGE		
H8042-2400-4	2400	LARGE	Three CT Model		
H8043-0100-2	208/240	100		SMALL	
H8043-0300-2		300		SMALL	
H8043-0400-3		400		MEDIUM	
H8043-0800-3		800		MEDIUM	
H8043-0800-4		800		LARGE	
H8043-1600-4		1600	LARGE		
H8043-2400-4	2400	LARGE	Three CT Model		
H8044-0100-2	480	100		SMALL	
H8044-0300-2		300		SMALL	
H8044-0400-3		400		MEDIUM	
H8044-0800-3		800		MEDIUM	
H8044-0800-4		800		LARGE	
H8044-1600-4		1600	LARGE		
H8044-2400-4	2400	LARGE			

Single CT models for use with balanced 3Ø loads
 Three CT models for use with unbalanced 3Ø loads

