

H721XC SERIES & H921

Load Trending with 4 to 20 mA Output



Hawkeye Relay Combination Series high voltage output current switches are the ideal solution for the automation installer. These units combine a current switch and relay into a single package, reducing the space required for total control of fans and pumps. The integrated current switch and relay operate independently of one another. All relay connections are externally available for maximum flexibility.

These products perform the functions of start/stop and status monitoring with one device instead of two.

SPECIFICATIONS

Sensor Power	30 mA (max) @ 12 to 30 Vdc
Insulation Class	600 Vac RMS (UL), 300 Vac RMS (CE ¹)
Frequency Range	50/60 Hz
Temperature Range	-15 to 60 °C (5 to 140 °F)
Humidity Range	10 to 90% RH non-condensing
Accuracy	±2% F.S. from 10% to 100% of selected range, but not less than ±0.4 A
Response Time	2 sec.
Terminal Block Wire Size	24 to 14 AWG (0.2 to 2.1 mm ²)
Terminal Block Torque	3.5 to 4.4 in-lbs (0.4 to 0.5 N-m)

WARRANTY

Limited Warranty	5 years
------------------	---------

AGENCY APPROVALS

Agency Approvals	UL 508 open device listing; CE: EN61010-1, CAT III, Pollution Degree 2, basic insulation
------------------	--



1. The CE mark indicates RoHS2 compliance. Please refer to the CE Declaration of Conformity for additional details.

Lower costs

Power the sensor, and receive the signal with only two wires...lower cabling and commissioning costs than with traditional 3-wire sensors

Retrofit

Self-gripping, split-core design for fast retrofit installation...no need to remove conductor (H921)

New construction

Economical solid-core features adjustable bracket for easy alignment (H721 Series)

Factory calibrated

Factory calibrated switch-selectable ranges for high resolution and installation ease

3 field-selectable

Three field-selectable ranges per unit...fewer versions to choose from, stock, and install

Installation flexibility

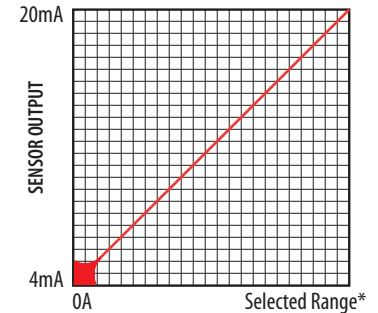
Removable mounting bracket for installation flexibility

APPLICATIONS

- Load trending
- Motor control
- Fan/pump status

EXAMPLE LINEAR OUTPUT

Scale software as shown



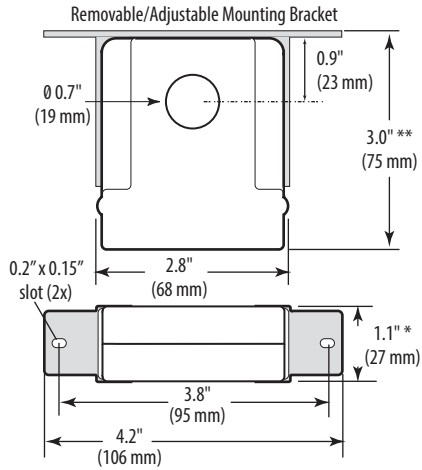
SENSED AMPS

*Factory calibrated ranges selected with the amperage range switch



H721LC/H721HC

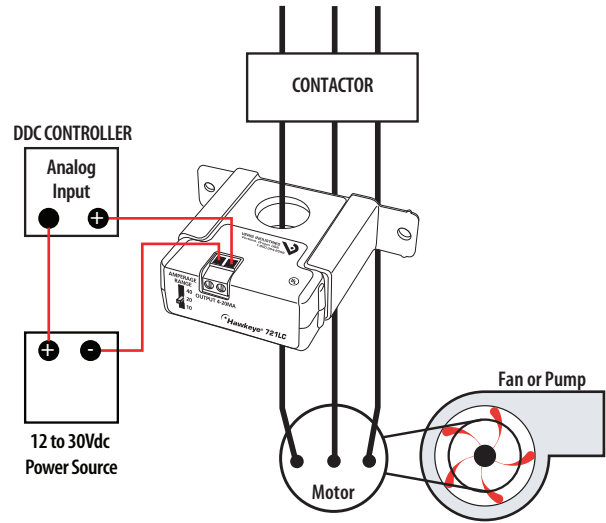
Dimensional Drawing



* Terminal block may extend up to 1/8" over the height dimensions shown.
 ** Slide switch may extend up to 1/4" over the height dimensions shown.

MONITORING FAN /PUMP MOTORS FOR POSITIVE PROOF OF FLOW

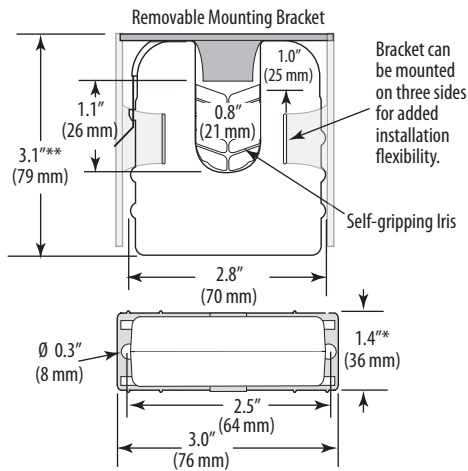
Wiring Diagram



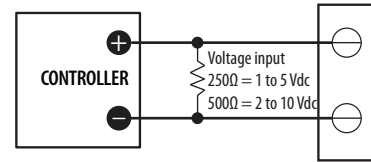
Voltage Output

H921

Dimensional Drawing



* Terminal block may extend up to 1/8" over the height dimensions shown.
 ** Slide switch may extend up to 1/4" over the height dimensions shown.



ORDERING INFORMATION

MODEL	AMPERAGE RANGE	SENSOR OUTPUT	HOUSING	UL	CE
H721LC	0 to 10/20/40 A	4 to 20 mA DC	Solid-Core	•	•
H721HC	0 to 50/100/200 A		Solid-Core	•	•
H921	0 to 30/60/120 A		Split-Core	• ¹	•

1. Listed for use on 75 °C insulated conductors.
 Note: For 10 to 80 Hz applications, see the H720 VFD sensor.

