

AXM-NET2

Modbus TCP/IP and Dual Ethernet Module Datasheet



The AXM-NET2 provides dual Ethernet connectivity for Acuvim II and Acuvim L series power meters. It supports reliable Modbus TCP/IP communication, secure web connection, and automated data upload to AcuCloud. AXM-NET 2 provides remote access for industrial energy monitoring and power management applications.

Authorized Distributor:

WESCHLER INSTRUMENTS

phone: 800-903-9870 440-378-6580

www.weschler.com info@weschler.com

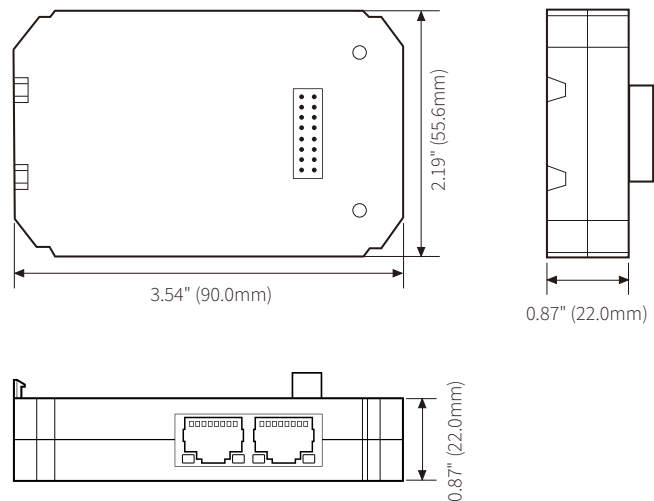
Communication

Meter Series	Acuvim II, Acuvim L
Ethernet	Dual RJ45 10/100 Mbps
Protocols	Modbus TCP/IP, HTTPS Web Interface, SNTP time synchronization

Features

- + Dual 10/100 Mbps Ethernet ports support RSTP daisy-chain topology to eliminate the need for external switches. Simplifies network architecture and reduces installation complexity
- + SNTP time synchronization with configurable time-zone support (UTC $\pm 14:00$) ensures accurate timestamping of uploaded and displayed data
- + Remote configuration and maintenance support including factory reset and reboot through built-in Web Interface
- + Secure HTTPS communication encrypted with TLS 1.2 provides a Web Interface for real-time meter readings, network configuration, system management and encrypted data uploads to AcuCloud
- + Parameters are updated with data post to AcuCloud with automatic local buffering and retransmission to ensure data continuity during network interruption

Dimensions



AXM-NET2 SUPPORTED METERS



Acuim II








Acuim L



AXM-NET2 Integration

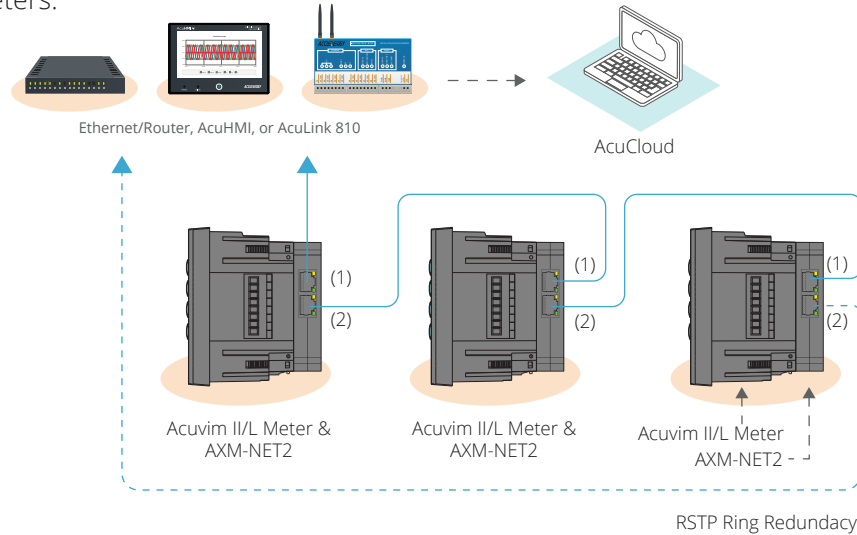
COMMUNICATION MODULES

● Function; Blank NA

	Acuim II/L Meter	AXM-NET2	AXM WEB2 FOLC	AXM WEB2	AXM WEB2-D
					
Modbus RTU	●				
BACnet-MS/TP	●				
DNP 3.0 V2 Over IP			●	●	●
IEC 61850 2nd Ed.			●	●	●
Modbus TCP/IP		●	●	●	●
HTTPS Webserver		●	●	●	●
SMTP Email			●	●	●
SNMP V3			●	●	●
EtherNet/IP			●	●	●
MQTT			●	●	●
RSTP		●	●	●	●
IPv6			●	●	●
HTTPS Push		●	●	●	●
FTP Post			●	●	●
SFTP Server			●	●	●
Datalogging	8MB		8GB	8GB	8GB
BACnet-IP			●	●	●
Wi-Fi			●	●	
RJ45 Ports		2	1	2	2
Fiber Optics LC			●		
Time Synchronization		SNTP	NTP	NTP	NTP
AcuCloud		●	●	●	●

COMPATIBILITY WITH ACUVIM II AND ACUVIM L SERIES

The AXM-NET2 module attaches directly to the rear of the Acuvim II and L meters, establishing a secure connection without external power or cables. The dual Ethernet ports provide RSTP support for daisy-chain topology, simplifying connectivity for AcuCloud data upload and remote monitoring. The following diagram illustrates this setup for Acuvim II and L series meters.



NET2 WEB INTERFACE

The AXM-NET2 provides real-time data including Basic Metering, Power & Energy, and Phase Angle through its Web Interface for remote monitoring and analysis, with dedicated webpages updated every 10 seconds.

Basic Metering

Basic metering displays real-time measurements for each phase, including voltage, current, power, power factor, and frequency. Provides fast data refresh rate for quick system conditions to verify wiring and load status.

Parameter	Phase A	Phase B	Phase C	Average	Total
Line-to-Neutral Voltage V	0.000	0.000	0.000	0.000	—
Line-to-Line Voltage V	0.000	0.000	0.000	0.000	—
Current A	0.000	0.000	0.000	0.000	—
Neutral Current A	—	—	—	—	0.000
Active Power kW	0.000	0.000	0.000	—	0.000
Reactive Power kvar	0.000	0.000	0.000	—	0.000
Apparent Power kVA	0.000	0.000	0.000	—	0.000
Power Factor	1.000	1.000	1.000	—	1.000
Frequency	0.000			—	
Load Type	R			—	

Phase Angle

The AXM-NET2 interface displays the phase angles of voltage and current, which can be used to find the polarity of the connected CT.

Power & Energy

Power & energy presents energy consumption and generation for import and export, per-phase energy breakdown, and power demand for each phase, supporting monitoring and analysis.

Energy by Consumption/Generation

Parameter	Import	Export	Total	Net
Active Energy kWh	1582.300	0.000	1582.300	1582.300
Reactive Energy kWh	73.100	2.100	75.200	70.600
Apparent Energy kWh	0.000	0.000	1664.500	0.000

Energy by Phase

Parameter	Phase A	Phase B	Phase C
Import Active Energy kWh	529.600	529.000	529.200
Import Active Energy kWh	0.000	0.000	0.000
Import Reactive Energy kvarh	24.300	24.300	24.300
Export Reactive Energy kvarh	0.700	0.800	0.500
Apparent Energy kWh	557.600	553.100	553.400

Demand

Parameter	Phase A	Phase B	Phase C	Total
Active Power Demand kW	—	—	—	0.000
Reactive Power Demand kvar	—	—	—	0.000
Apparent Power Demand kVA	—	—	—	0.000
Current Demand A	0.000	0.000	0.000	—



Accuenergy Inc.

Los Angeles - Toronto - Pretoria
 North America Toll Free: 1-877-721-8908
 Web: www.accuenergy.com
 Email: marketing@accuenergy.com

March 2026 Version: 1.0.1
 Specs Subject To Change Without Notice.

Ordering Information

Module Type	-	Protocol
Ordering Example: AXM-NET2		
AXM		NET2